

PANASONIC
1006, Kadoma, Kadoma City,
Osaka 571-8501, JAPAN
Tel : 81-6-6908-1121
Fax: 81-6-6377-0833
www.panasonic.net

AETES
Toros cd. Yuksel sk. 8/1
Maltepe Istanbul, TURKEY
Tel : 90-216-4574526
Fax: 90-216-4574556
www.aetes.com



LC Series

Model Number ^{*1}	Nominal Voltage (V)	Rated Capacity (Ah) (20 hour rate)	Usage ^{*2} Main or Standby Power Supplies	Expected Trickle Life (years) at 20°C	Dimensions (mm)								
					Length	Width	Height						
LC-R061R3P	6	1.3	Main and Standby	6	97.0	24.0	50.0						
LC-R121R3P	12					47.5							
LC-R122R2P	12	2.2	Main and Standby	6	177.0	34.0	60.0						
LC-R063R4P	6	3.4	Main and Standby	6	134.0	34.0	60.0						
LC-R123R4P	12					67.0							
LC-R064R2P	6	4.2	Main and Standby	6	70.0	48.0	102.0						
LC-R124R2P	12					97.0							
LC-R067R2P	6	7.2	Standby	10	151.0	34.0	94.0						
LC-P067R2P	6		Main and Standby	6									
LC-R127R2P	12		Standby	10									
LC-P127R2P	12	12.0	Main and Standby	6	151.0	50.0	94.0						
LC-R0612P	6		Standby	10									
LC-P0612P	6		Main and Standby	6									
LC-RA1212P	12		Main	---									
LC-CA1212P	12	17.0	Main and Standby	10	181.0	76.0	167.0						
LC-PA1212P1	12							Standby	---				
LC-XD1217P	12							20.0 (Nominal capacity)	Main and Standby	10	181.0	76.0	167.0
LC-XD1217AP	12												
LC-X1220P	12	24.0	Standby	10	165.0	125.0	175.0						
LC-X1220AP	12												
LC-X1224AP	12	28.0	Main	---	165.0	125.0	175.0						
LC-X1224P	12												
LC-X1228AP	12	33.0	Main and Standby	6	195.6	130.0	155.0						
LC-X1228P	12												
LC-XC1228AP	12	38.0	Main and Standby	6	195.6	130.0	155.0						
LC-R1233P	12												
LC-X1238AP	12	42.0	Standby	10	197.0	165.0	175.0						
LC-X1238P	12												
LC-X1242AP	12	65.0	Standby	10	350.0	166.0	210.0						
LC-X1242P	12												
LC-X1265P	12	100.0	Standby	10	407.0	173.0	210.0						
LC-XB12100P	12												

UP-RW Series (High power type for standby power supplies)

Model Number ^{*1}	Nominal Voltage (V)	Rated Capacity (Ah) (10 minute rate)	Usage ^{*2} Main or Standby Power Supplies	Expected Trickle Life (years) at 20°C	Dimensions (mm)		
					Length	Width	Height
UP-RW1220P1	12	20W/2V	Standby	6	140.0	38.5	94.0
UP-RWA1232P1		32W/2V				51.0	
UP-RW1245P1		45W/2V			151.0	64.5	
UP-PW1245P1						10	

*1 Contact Panasonic for the country of origin on each battery.

*2 If you use power supplies as a main power source, please contact Panasonic regarding charging specifications.

*3 Height of Faston 250 type is 101.5 mm

Battery Types and Model Numbers

For main power source — [Cycle long life type → LC-XC

For main and standby power source — Trickle Design life 6-9*) years → LC-R,L

For standby power source — [Trickle Design life 6-9*) years → UP-RW

Trickle Design life 10-12*) years

[Standard case → LC-X

[Flame-retardant case → LC-P

Trickle Design life:

■ Temperature: 20°C

■ Discharge current: 0.1 CA

■ Discharge ending voltage: 5.4 V for 6 V battery, 10.8 V for 12 V battery

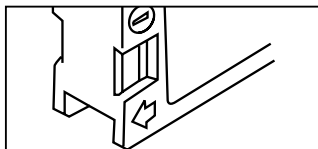
■ Charge voltage: 6.85 V for 6V battery, 13.7 V for 12 V battery

*) Trickle Design life conform to Eurobat

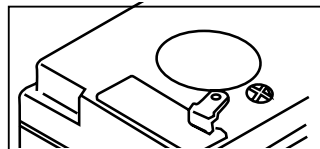
Dimensions (mm) Continued	Approx. Mass (kg)	Terminal Types	Battery-case Resin		
			Standard (UL94HB)	Flame-retardant (UL94V-O)	
55.0	0.30	Faston 187	√		
	0.59		√		
66.0	0.80		√		
66.0	0.62		√		
	1.20		√		
108.0	0.78		√		
	1.56		√		
100.0 ³	1.26		Faston 187 or Faston 250 with hole	√	
	1.30				√
	2.47			√	
100.0	2.20	√			
100.0 ³	1.95	√			
	2.00			√	
101.5	3.80	√			
		√			
		√			
		√			
167.0	6.50	M5 bolt and nut	√		
		M5 threaded post	√		
		M5 bolt and nut	√		
175.0	9.00	M5 threaded post	√		
		M5 bolt and nut	√		
175.0	11.0	M5 threaded post	√		
179.5		M5 bolt and nut	√		
175.0		M5 threaded post	√		
175.0		M5 bolt and nut	√		
180.0	12.0	M6 bolt and nut	√	√	
175.0	13.0	M5 threaded post	√		
180.0		M6 bolt and nut	√		
175.0		M5 threaded post	√		
180.0	16.0	M6 bolt and nut	√		
175.0			√		
236.0	20.0		√		
	33.0	M8 bolt and nut	√		

Dimensions (mm) Continued	Approx. Mass (kg)	Terminal Types	Battery-case Resin	
			Standard (UL94HB)	Flame-retardant (UL94V-O)
max.100	1.35	Faston 250 with hole	√	
	2.0		√	
101.5	2.6		√	
				√

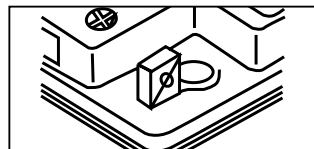
Terminal Types (Examples)



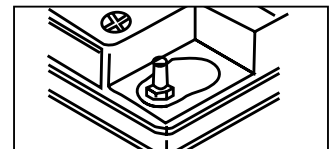
Pressure Contact Type



Faston Type



Bolt and Nut Type



Threaded Post Type